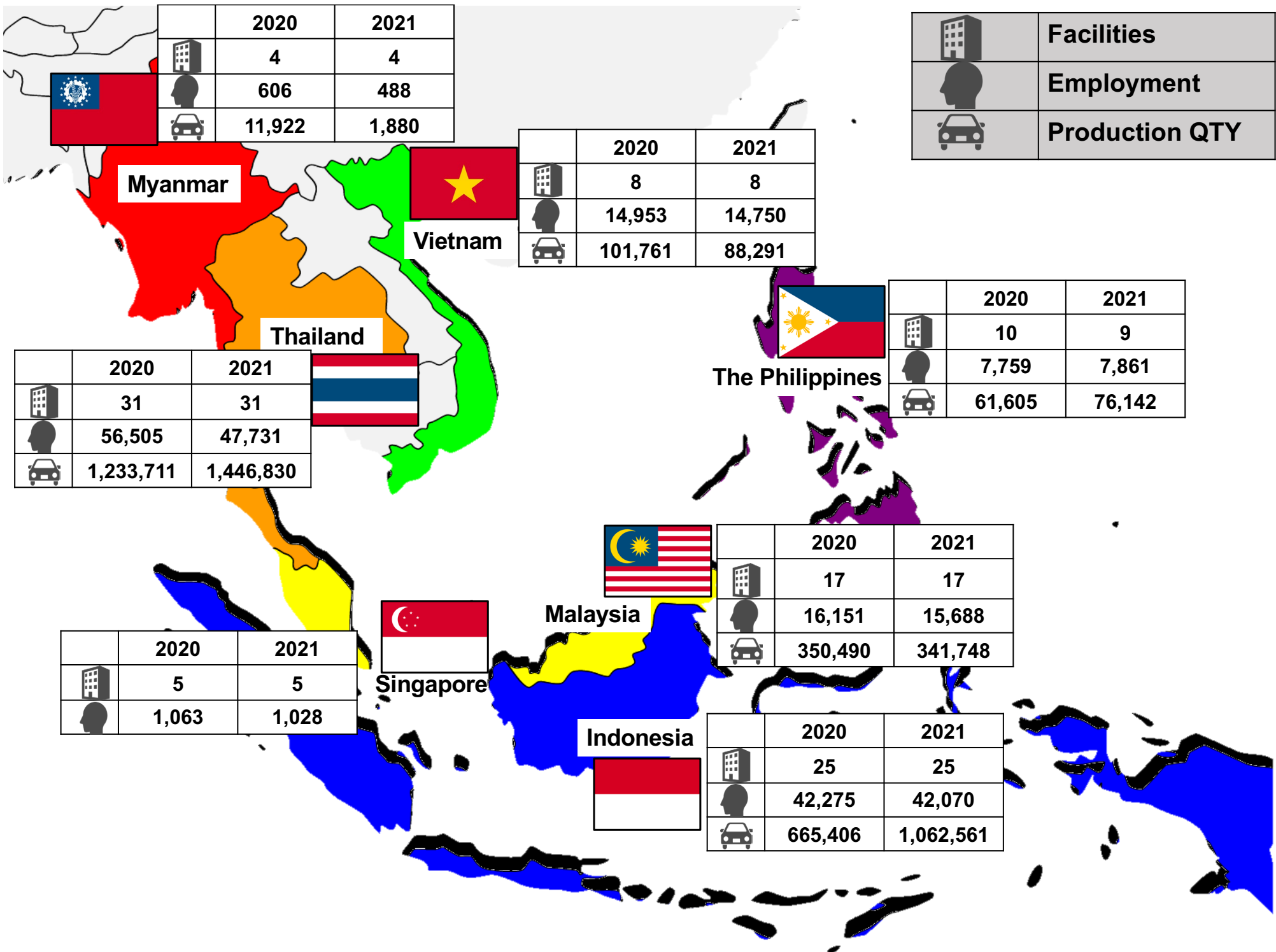


# *Production Facilities in ASEAN in 2020-2021 & Related Data*

Japan Automobile Manufacturers Association

# Contents

<b>P.3</b>	<b>Production Facilities in ASEAN in 2020-2021 &amp; Related Data By Country</b>
<b>P.4-P.5</b>	<b>Indonesia</b>
<b>P.6</b>	<b>Malaysia</b>
<b>P.7</b>	<b>The Philippines</b>
<b>P.8-P.10</b>	<b>Thailand</b>
<b>P.11</b>	<b>Vietnam</b>
<b>P.12</b>	<b>Myanmar</b>
<b>P.13</b>	<b>Singapore</b>
<b>P.14-17</b>	<b>Statistics (Production/Sales/Export/Jobs and Facilities)</b>





**Indonesia**

- AUTOMOBILE PRODUCTION COMPANIES
- COMPONENTS MANUFACTURING COMPANIES
- R&D & OTHER OPERATIONS

<Notes>

(\*1) Toyota Brands

(\*2) Matsuda Brands

(\*3) R&D employees are included in PT Astra Daihatsu Motor

(\*4) Isuzu Motors Limited 36.7%, PT Isuzu Astra Motor Indonesia 33.7%, Isuzu Motors Asia 29.6%

(\*5) IJTT 51%, Isuzu Motors Asia 40.6%, Isuzu Motors Limited 8.4%

(\*6) IJTT 49.5%, Isuzu Motors Limited 35.5%, Isuzu Motors Asia 15%


Manufacturer	Company/Facility Name	Est.	Capitalization (x 1 million)	Equity Stake	Products	Employees (2020)	Employees (2021)	Location
Daihatsu	PT Astra Daihatsu Motor	Jan.92	IDR 894,370	61.75%	Xenia, Terios, Gran Max, Luxio, Ayla, Sigr, Rocky, (Avanza, Rush, Townace, Liteace, Agya, Wigo, Calya, Raize) (*1), Bongo (*2)	11,400	13,300	Jakarta
	① Sunter Assembly Plant	Jan.92			Xenia, Terios, Gran Max, Luxio			Karawang
	② Karawang Engine Plant	Nov.06			Engine Engine/Transmission parts			
	③ Karawang Assembly Plant	Oct.12	Ayla, Sigr, Terios, Rocky					
	④ PT Astra Daihatsu Motor Research & Development Center	Apr.13	N/A	N/A	Research & Development	(*3)	(*3)	Karawang
Honda	P. T. Honda Prospect Motor	Mar.99	USD 70	51%		5,800	5,800	Jakarta
	⑤ 1st Plant	Feb.03			CR-V, HR-V, Mobilio, City HB, Brio RS, Brio Satya			Karawang
	⑥ 2nd Plant	Jan.14	Mobilio, Brio RS, Brio Satya, BR-V					
	⑦ P.T. Honda Precision Parts Manufacturing	Jul.02	USD 150	95%	Transmissions and engine valves for automobiles	3,178	2,878	Cikampek
	⑧ PT. Honda R&D Indonesia	Nov.12	N/A	N/A	Research & Development	N/A	N/A	Jakarta
Isuzu	⑨ P.T. Isuzu Astra Motor Indonesia	Apr.08	IDR 1,092,000	50%	Medium Duty Trucks, Light Duty Trucks, Small-Sized Buses, Panther Wagon and Trucks	871	N/A	Jakarta
	⑩ P. T. Mesin Isuzu Indonesia	Feb.83	IDR 13,200	36.7%(*4)	Diesel engines and related Parts	340	N/A	Bekasi
	⑪ P. T. Asian Isuzu Casting Center	Apr.97	USD 74.3	8.4%(*5)	Casting Parts	752	N/A	Karawang
	⑫ P. T. TJForge Indonesia	Mar.13	IDR 1,500,000	35.5%(*6)	Forging, Processing and assembly of automobile parts	402	N/A	Karawang

<Notes>

(\*7) P.T.Sugity Creatives is 6.5% owned by P. T. Toyota Motor Manufacturing Indonesia

(\*8) Consignment production to PT. Krama Yudha Rata Motor

Manufacturer	Company/Facility Name	Est.	Capitalization (x 1 million)	Equity Stake	Products	Employees (2020)	Employees (2021)	Location
Suzuki	P. T. Suzuki Indomobil Motor		USD 89	94.9%		5,902	5,665	Jakarta
	13 Tambun Plant	Jan.91			APV, Carry, Wagon R			Bekasi
	14 Cikarang Plant	Jan. 15			Ertiga, XL7			Bekasi
Toyota	PT. Toyota Motor Manufacturing Indonesia	Apr.71	IDR 23,736	95%	Innova, Fortuner, Vios, Yaris, Sienta, Veloz	7,189	8,080	Jakarta
	15 Sunter Plant 1	Apr.73			Engine			Jakarta
	16 Sunter Plant 2	Jun.77			Stamping parts / dies, aluminum casting			Jakarta
	17 Karawang Plant 1	Mar.98			Innova, Fortuner			Karawang
	18 Karawang Plant 2	Mar. 13			Vios, Yaris, Sienta, Veloz			Karawang
	19 Karawang Engine Plant	Feb.16			Engine			Karawang
	20 P.T. Sugity Creatives	Apr.95			IDR 37,740			0%(*7)
Mitsubishi	21 PT Mitsubishi Motors Krama Yudha Indonesia	Dec. 14	IDR 2,200,000	51%	Pajero Sport, Xpander, COLT L300	3,222	3,379	Bekasi
Hino	22 P.T. Hino Motors Manufacturing Indonesia	Dec.82	USD 112.5	90%	Trucks and buses	1,750	1,724	Bukit Indah
Mitsubishi Fuso	23 P.T.Krama Yudha Tiga Berlian Motors (*8)	Jul.70	IDR 20,944	30%	Canter, FUSO	N/A	N/A	Jakarta
	24 PT Mitsubishi Krama Yudha Motors & Manufacturing	Aug. 73	IDR 11,451	32.28%	Engines, Pressed parts and Body parts	N/A	N/A	Jakarta
UD Trucks	25 PT GAYA Motors	N/A	N/A	N/A	Trucks	N/A	N/A	Jakarta



## Malaysia

- AUTOMOBILE PRODUCTION COMPANIES
- COMPONENTS MANUFACTURING COMPANIES
- R&D & OTHER OPERATIONS

### <Notes>

(\*1) An investment through local affiliated company

(\*2) Isuzu Motors Asia 51%

(\*3) Assembly Services Sdn. Bhd. is 100% owned by UMW Toyota Motor Sdn. Bhd. and UMWT is 39% owned by Toyota Motor Corporation

(\*4) R&D employees are included in Perodua Manufacturing Sdn. Bhd.

Manufacturer	Company/Facility Name	Est.	Capitalization (x 1 million)	Equity Stake	Products	Employees (2020)	Employees (2021)	Location
Daihatsu	① Perodua Manufacturing Sdn. Bhd.	Nov.93	RM 574	0%(*1)	MYVI, ALZA, ARUZ	4,470	4,530	Rawang
	② Perodua Global Manufacturing Sdn. Bhd.	Feb.13	RM 200	0%(*1)	AXIA, BEZZA, ATIVA	2,180	2,230	Rawang
	③ Perodua Engine Manufacturing Sdn. Bhd.	Sep.96	RM 40	0%(*1)	Engines	610	680	Rawang
	④ Daihatsu Perodua Engine Manufacturing Sdn. Bhd.	Sep.14	RM 165	51%	Engines	479	488	Seremban
	⑤ Perodua Manufacturing Sdn. Bhd.	N/A	N/A	N/A	Product planning, Styling design, Development, Engineering and Testing	(*4)	(*4)	Rawang
Hino	⑥ Hino Motors Manufacturing (Malaysia) Sdn. Bhd.	Oct.12	RM 78.7	80%	Trucks and Buses	341	347	Sendayan
Honda	⑦ Honda Malaysia Sdn. Bhd.	Nov.00	RM 170	51%	City, City HB, Civic, Accord, CR-V, HR-V, BR-V	2,800	2,800	Melaka
	⑧ Honda Autoparts Manufacturing Sdn. Bhd.	1992	RM 25.8	51%	Manufacture automobile parts	N/A	N/A	
Isuzu	⑨ Isuzu Hicom Malaysia Sdn. Bhd.	Jul.96	RM 100	0%(*2)	Medium Duty Trucks, Light Duty Trucks, Small-Sized Buses, Pick-Up Trucks	578	540	Pekan
Mazda	⑩ Inokom Corporation Sdn Bhd	Aug.97	N/A	0%	CX-5,CX-8	N/A	N/A	Kedah
Mitsubishi	⑪ HICOM Automotive Manufacturers (Malaysia) Sdn. Bhd.	Sep 83	N/A	N/A	Xpander	N/A	N/A	Pekan
Mitsubishi Fuso	⑫ HICOM Automotive Manufacturers (Malaysia) Sdn Bhd	Sep.83	RM251.5	0%	Canter, FUSO	N/A	N/A	Pekan
Nissan	Tan Chong Motor Assemblies Sdn. Bhd.		RM 2	N/A	Almera, Serena, X-Trail, NV200			Johor
	⑬ Segambut Plant	Aug 76				550	400	Kuala Lumpur
	⑭ Serendah Plant	May 07				950	750	Rawang
Subaru	⑮ Tan Chong Motor Assemblies Sdn. Bhd.	Aug 76	RM 1	N/A	Subaru XV	1,500	1,150	Kuala Lumpur
Toyota	⑯ Assembly Services Sdn. Bhd.	May 68	RM 7.5	0%(*3)	Vios, Innova, Hilux, Fortuner, Corolla Cross, Yaris	1,693	1,773	Shah Alam
UD Trucks	⑰ Tan Chong Motor Assemblies Sdn. Bhd.	1978	N/A	0%	Trucks	N/A	N/A	Kuala Lumpur



- AUTOMOBILE PRODUCTION COMPANIES
- COMPONENTS MANUFACTURING COMPANIES
- R&D & OTHER OPERATIONS

<Notes>

(\*1) Isuzu Motors Asia 100%

(\*2) Initially established as Toyota Autoparts Philippines, Inc. which was changed to its actual name in May 2018

## The Philippines

Manufacturer	Company/Facility Name	Est.	Capitalization (x 1 million)	Equity Stake	Products	Employees (2020)	Employees (2021)	Location
Hino	① Hino Motors Philippines Corporation	Mar.75	PHP 900	70%	Trucks and Buses	1,072	1,057	Calamba
Isuzu	② Isuzu Philippines Corporation	Aug.95	PHP 1,000	35%	Assembly of small and medium-sized CVs, LCVs and buses	530	447	Binan
	③ Isuzu Autoparts Manufacturing Corporation	Nov.96	PHP 442	0%(*1)	Transmissions	525	523	Binan
Mitsubishi	④ Mitsubishi Motors Philippines Corporation	Feb.63	PHP 1,640	100%	Mirage G4 (Attrage), Mirage, L300	1,014	1,354	Santa Rosa
	⑤ Asian Transmission Corp.	Jan. 73	PHP 770	100%	Processing and assembly of transmissions	514	556	Laguna
Toyota	Toyota Motor Philippines Corp. (Office and Plant)	Aug.88	PHP 1,549	34%	Innova, Vios	2,621	2,481	Santa Rosa
	⑥ Santa Rosa Plant	Apr.97						
	⑦ Toyota Aisin Philippines, Inc. (*2)	Aug.90	PHP 1,000	34%	Transmissions, Constant velocity joints	933	933	Santa Rosa
Honda	⑧ Honda Parts Manufacturing Corp.	Dec.92	USD 27	100%	Manual transmissions	350	330	Binan
	⑨ Honda Cars Philippines Inc.	Oct.90	PHP 1,100	74.2%	Sales	200	180	Santa Rosa



**Thailand**

- AUTOMOBILE PRODUCTION COMPANIES
- COMPONENTS MANUFACTURING COMPANIES
- R&D & OTHER OPERATIONS

<Notes>

- (\*1) Honda Automobile (Thailand) Co., Ltd. is 63.99% owned by Honda Motor Co., Ltd. And 25.00% owned by Asian Honda Motor Co., Ltd.
- (\*2) Honda R&D Asia Pacific Co.,Ltd. is 100% owned by Honda R&D Co.,Ltd.
- (\*3) Nissan Powertrain (Thailand) Co., Ltd. is 35% owned by Nissan Motor Co., Ltd. and 55% owned by Nissan Motor (Thailand) Co., Ltd.

Manufacturer	Company/Facility Name	Est.	Capitalization (x 1 million)	Equity Stake	Products	Employees (2020)	Employees (2021)	Location
Hino	Hino Motors Manufacturing (Thailand) Ltd.	Jul. 64	THB 2,500	80%	Trucks and Unit Production	1,750	1,724	Samutprakarn
	① Samrong Plant	Jul. 64						Samutprakarn
	② Bangplee Plant	Nov.92						Samutprakarn
	③ Bangpakong Plant	Feb.04						Chonburi
Honda	Honda Automobile (Thailand) Co., Ltd.	Dec.00	THB5,460	88.99% (*1)	Accord, BR-V, CR-V, Civic City, City HB, HR-V	7,000	7,000	Ayutthaya
	④ Ayutthaya Plant	Apr.96						Ayutthaya
	⑤ Prachin Buri Plant	Mar.16						Prachin Buri
	⑥ Honda R&D Asia Pacific Co., Ltd.	Dec.05	THB 200	100%(*2)	Product Planning, Styling Design, Engineering Design, Vehicle Test and Material Research	N/A	N/A	Chonburi
Mazda	⑦ AutoAlliance (Thailand) Co., Ltd.	Nov.95	THB 8,435	50%	Mazda2, Mazda3, CX-3, CX-30	5,461	5,268	Rayong
	⑧ Mazda Powertrain Manufacturing (Thailand) Co., Ltd.	Jan.13	THB 8,166	100%	Transmissions, Engines	854	838	Chonburi
Nissan	Nissan Motor (Thailand) Co., Ltd.			75%	March, New Almera, Note, Kicks Navara, Terra	6,743	5,310	
	⑨ Plant No.1	Sep-77	THB 1,930.91					Samutprakarn
	⑩ Plant No.2	Jul-14	THB 3,700					Samutprakarn
	⑪ Nissan Powertrain (Thailand) Co., Ltd.	Aug.87	THB 1,400	90%(*3)	Engines	699	614	Samutprakarn
	⑫ SNN Tools & Dies Co., Ltd	Feb.89	-	27.8%	Stamping dies, Tools & Jigs, Stamping parts	400	350	Samutprakarn
	⑬ Nissan Motor Asia Pacific Co., Ltd.	July.11	THB 224.5	100%	Regional marketing and sales function. Product planning and management office. R&D strategy and management	495	388	Samutprakarn



<Notes>

(\*4) Toyota Auto Works Co., Ltd. is 37% owned by Toyota Motor Thailand Co., Ltd.

(\*5) Initially established as Toyota Motor Asia Pacific Engineering & Manufacturing Co., LTD. which was changed to its actual name in 2017

(\*6) MMTh Engine Company Limited is 100% owned by Mitsubishi Motors Thailand Co., Ltd.

Manufacturer	Company/Facility Name	Est.	Capitalization (x 1 million)	Equity Stake	Products	Employees (2020)	Employees (2021)	Location
Toyota	Siam Toyota Manufacturing Co., Ltd.	Jul.87	THB 2,850	96%	Engines	3,382	3,270	Chonburi
	⑭ Amata Nakorn Plant	Jul.89						
	Toyota Motor Thailand Co., Ltd.	Oct.62	THB 7,520	86.4%	Hilux Revo, Camry, Corolla, Corolla Cross, Vios, Yaris, Fortuner, C-HR	11,409	13,142	Samutprakarn
	⑮ Samrong Plant	Feb.64			Hilux Revo			Samutprakarn
	⑯ Gateway Plant	Feb.96			Camry, Corolla, Vios, Yaris, C-HR, Corolla Cross			Chachoengsao
	⑰ Ban Pho Plant	Jan.07			Hilux Revo, Fortuner			Chachoengsao
	⑱ Toyota Auto Works Co., Ltd.	Jun.88	THB 21.7	0 %(*4)	Hiace	N/A	N/A	Samutprakarn
	⑲ Toyota Daihatsu Engineering & Manufacturing Co., Ltd. (*5)	Apr.07	THB 1,300	100%	Development and evaluation efforts for locally produced vehicles as well as operational support for Toyota production affiliates in Asia, Oceania and the Middle East	2,497	2,450	Bang Bo
Mitsubishi	Mitsubishi Motors (Thailand) Co., Ltd.	May.61	THB 7,000	100%	Triton, Pajero Sport, Mirage, Attrage, Outlander PHEV	5,282	5,322	Bangkok
	⑳ Laemchabang Plant (NO.1)							Chonburi
	㉑ Laemchabang Plant (NO.2)							
	㉒ Laemchabang Plant (NO.3)							
㉓ MMTh Engine Company Ltd.	May.88	THB20	0%(*6)	Engines, Stamping parts	975	989	Chonburi	

<Notes>

(\*7) Isuzu Motors Asia 71.1%

(\*8) Isuzu Motors Asia 68.6%, Isuzu Asia Thailand 25%, Isuzu Motors Co (Thailand) Ltd 5%, Isuzu Motors Limited 1.4%

(\*9) Isuzu Motors Co., (Thailand) Ltd 40%, Isuzu Motors Asia 35%, Isuzu Asia Thailand 25%

(\*10) Isuzu Asia Thailand 39.3%, Isuzu Motors Co., (Thailand) Ltd 28.6%, IJTT 25%, Tri Petch Isuzu Sales Co., Ltd.7.1%

(\*11) Isuzu Motors Asia Thailand 100%

(\*12) Isuzu Asia 75%, Isuzu Motors Asia Thailand 25%

Manufacturer	Company/Facility Name	Est.	Capitalization (x 1 million)	Equity Stake	Products	Employees (2020)	Employees (2021)	Location
SUBARU	②④ TAN CHONG SUBARU Automotive (Thailand) Co.Ltd	Feb.17	THB 5,000	25.10%	Subaru Forester	303	259	Ladkrabang
Suzuki	②⑤ Suzuki Motor (Thailand) Co., Ltd.	Aug.11	THB12,682	100%	Swift, Celerio, Ciaz	855	807	Rayong
Isuzu	②⑥ Isuzu Motors Co., (Thailand) Ltd.	Apr.66	THB 8,500	0%(*7)	Large And Small-Sized CVs and Pick Up Trucks	5,615	N/A	Samrong-Tai
	②⑦ Isuzu Engine Manufacturing Co., (Thailand) Ltd.	Jul.87	THB 1,025	1.4%(*8)	Diesel engines	1,371	N/A	Lat Krabang
	②⑧ Thai International Die Making Co., Ltd.	Sep.87	THB 212.7	0%(*9)	Forging of press molds, Press processing	623	N/A	Samutprakarn
	②⑨ IT Forging (Thailand) Co., Ltd.	Dec.94	THB 700	0%(*10)	Forged parts	309	N/A	Rayong
	③⑩ Isuzu Global CV Engineering Center Co., Ltd	Jan.14	THB 100	0%(*11)	Planning and engineering of new product including a commercial vehicle and its relevant parts and components for emerging markets	200	N/A	Bangkok
	③⑪ Isuzu Technical Center of Asia Co., Ltd.	Dec. 91	THB 40	0%(*12)	Vehicle Engineering	282	N/A	Samutprakarn



## Vietnam

- AUTOMOBILE PRODUCTION COMPANIES
- COMPONENTS MANUFACTURING COMPANIES
- R&D & OTHER OPERATIONS


<Notes>

(\*1) Honda Vietnam Co., Ltd. is 42% owned by Honda Motor Co., Ltd. and 28% owned by Asian Honda Motor Co., Ltd.

(\*2) Inclusive of motorcycle business employees

(\*3) Mazda CKD assembly operation was moved from old plant (Thaco Premium) to Thaco Mazda Automobile Plant in March 2018

Manufacturer	Company/Facility Name	Est.	Capitalization (x 1 million)	Equity Stake	Products	Employees (2020)	Employees (2021)	Location
Hino	① Hino Motors Vietnam Ltd.	Jun.96	USD 8.11	51%	Trucks and buses	183	189	Hanoi
Honda	② Honda Vietnam Co., Ltd.	Mar.96	USD 62.9	70%(*1)	City, CR-V	11,600 (*2)	11,625 (*2)	Vinh Phuc
Isuzu	③ Isuzu Vietnam Co., Ltd.	Oct.95	USD 15	42%	Heavy Duty Trucks, Medium Duty Trucks, Light Duty Trucks & Bus Chassis	418	469	Ho Chi Minh City
Mazda	④ Thaco Mazda Automobile (*3)	Mar.18	N/A	0%	Mazda3, Mazda6, CX-5, CX-8	N/A	N/A	Quang Nam
Mitsubishi	⑤ Mitsubishi Motors Vietnam Co., Ltd.	Apr.94	USD18	41.2%	Outlander, Xpander	438	423	Ho Chi Minh City
Mitsubishi Fuso	⑥ Chu Lai Truong Hai Truck Assembly & Manufacturing Co.	Sep.04	USD 200	100%	N/A	N/A	N/A	Chu Lai
Suzuki	⑦ Vietnam Suzuki Corporation	Apr.95	USD 81.20	100%	Carry	422 (*2)	440 (*2)	Dong Nai
Toyota	⑧ Toyota Motor Vietnam Co., Ltd.	Sep.95	USD 49	70%	Corolla, Vios, Innova, Fortuner	1,892	1,604	Vinh Phuc



- AUTOMOBILE PRODUCTION COMPANIES
- COMPONENTS MANUFACTURING COMPANIES
- R&D & OTHER OPERATIONS

## Myanmar

Manufacturer	Company/Facility Name	Est.	Capitalization (x 1 million)	Equity Stake	Products	Employees (2020)	Employees (2021)	Location
Suzuki	① Suzuki (Myanmar) Motor Co., Ltd.	Feb.13	USD 13.5	100%	Carry Truck	161	151	Yangon
	② Suzuki Thilawa Motor Co., Ltd.	Jul.15	USD 35	100%	Ertiga, Ciaz, Swift	244	244	Yangon
Nissan	③ Tan Chong Motor Myanmar Co., Ltd	Jun.13	USD 3.15	0%	Sunny	201	93	Yangon
Toyota	④ Toyota Myanmar Co., Ltd.	Jun.19	USD 24	85%	N/A	N/A	N/A	Yangon



**Singapore**

- AUTOMOBILE PRODUCTION COMPANIES
- COMPONENTS MANUFACTURING COMPANIES
- R&D & OTHER OPERATIONS

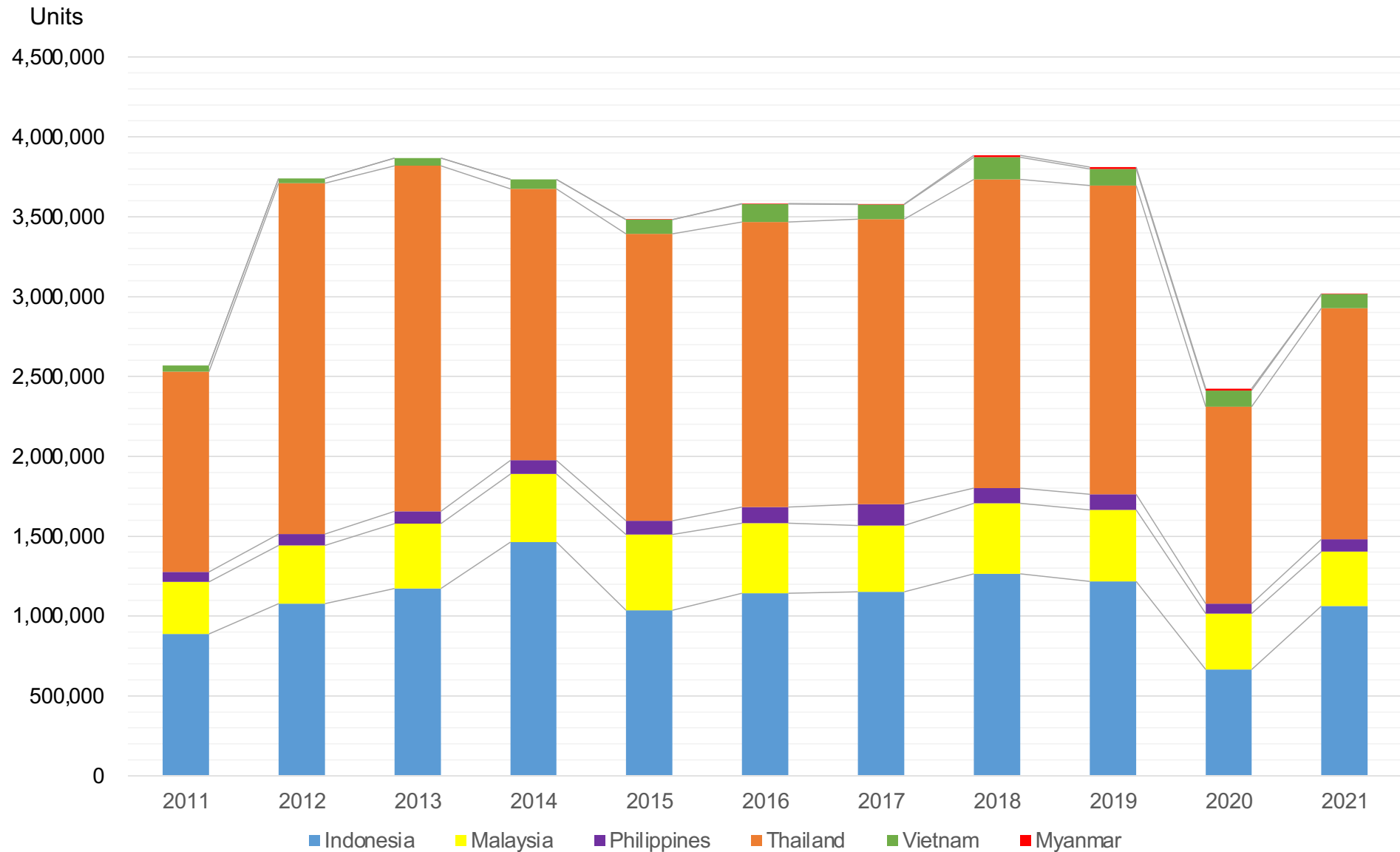
<Notes>

(\*1) Initially established as Toyota Motor Management Service Singapore Pte. Ltd., which was changed to its actual name in 2001.

Manufacturer	Company/Facility Name	Est.	Capitalization (x 1 million)	Equity Stake	Function	Employees (2020)	Employees (2021)	Location
Honda	① Singapore Safety Driving Centre Ltd.	Jul. 83	SGD 2	27.5%	Education at the time of obtaining motorcycle riding or automobile driver's licenses and safety training for companies and communities.	264	264	Woodlands
	② Bukit Batok Driving Centre Ltd.	Apr.88	SGD 5	26%	Education at the time of obtaining motorcycle riding or automobile driver's licenses and safety training for companies and communities.	367	367	Bukit Batok
Isuzu	③ Isuzu Motors ASIA Ltd.	Mar.96	USD 220	100%	Wholesale of manufacturing and service parts Control of Business and Distribution in the Asian Area Marketing in Cambodia, Laos and Myanmar	49	49	Temasek Avenue
Nissan	④NISSAN Singapore Pte. Ltd.	Apr.12	USD 10	100%	Wholesales of new vehicles in Singapore. Support of marketing, sales operations and franchise supervision in Singapore	8	8	Ubi Road
Toyota	⑤Toyota Motor Asia Pacific Pte. Ltd.(*1)	Jul.90	SGD 3	100%	Parts supply to all ASEAN countries and sales support for marketing in Asia.	375	340	Anson Road

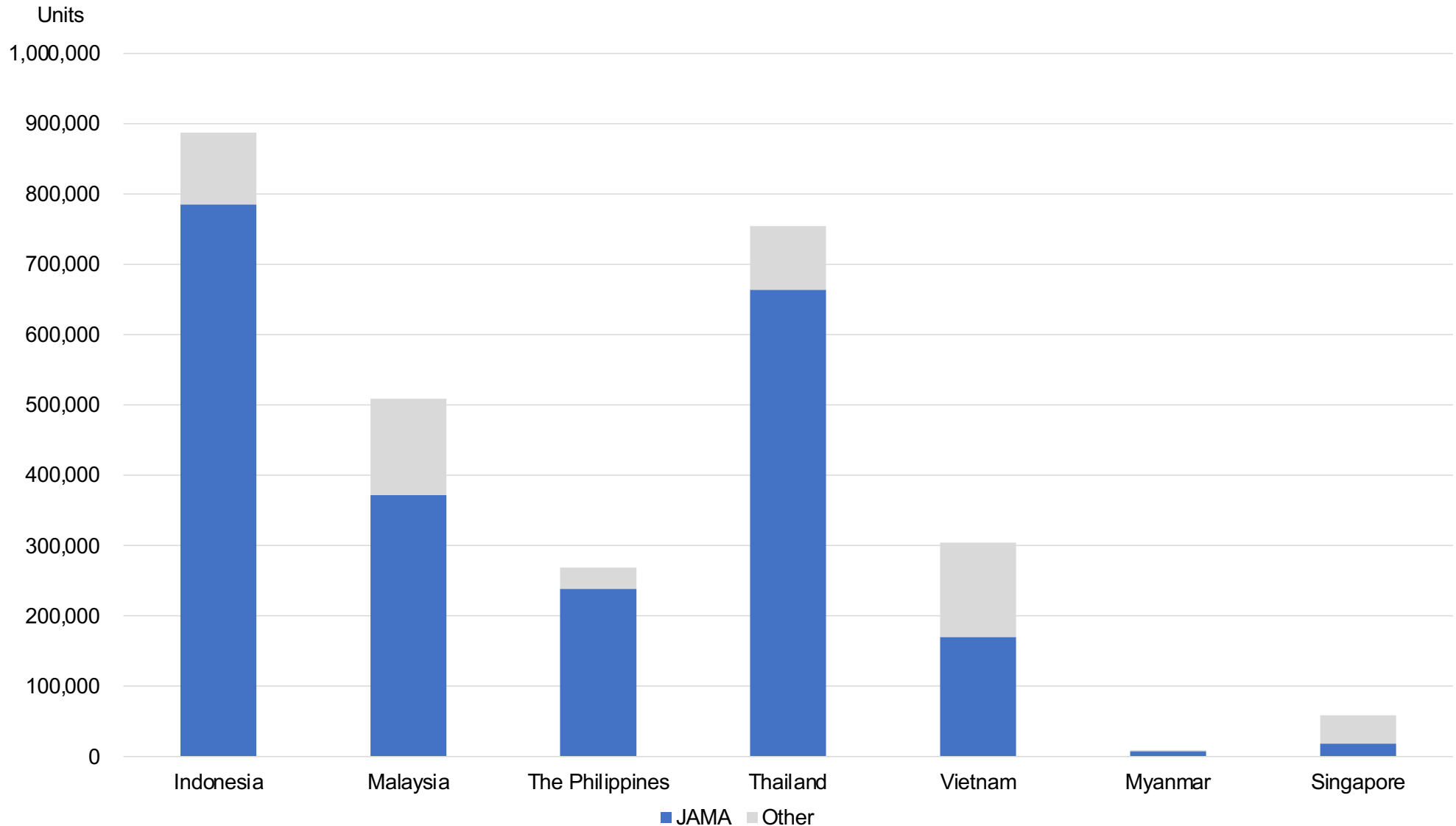
# Production

A total of 3.01 million passenger cars, trucks and buses were produced in 2021, around 24% year-over-year increase in domestic demand in reaction to coronavirus pandemic in 2020.



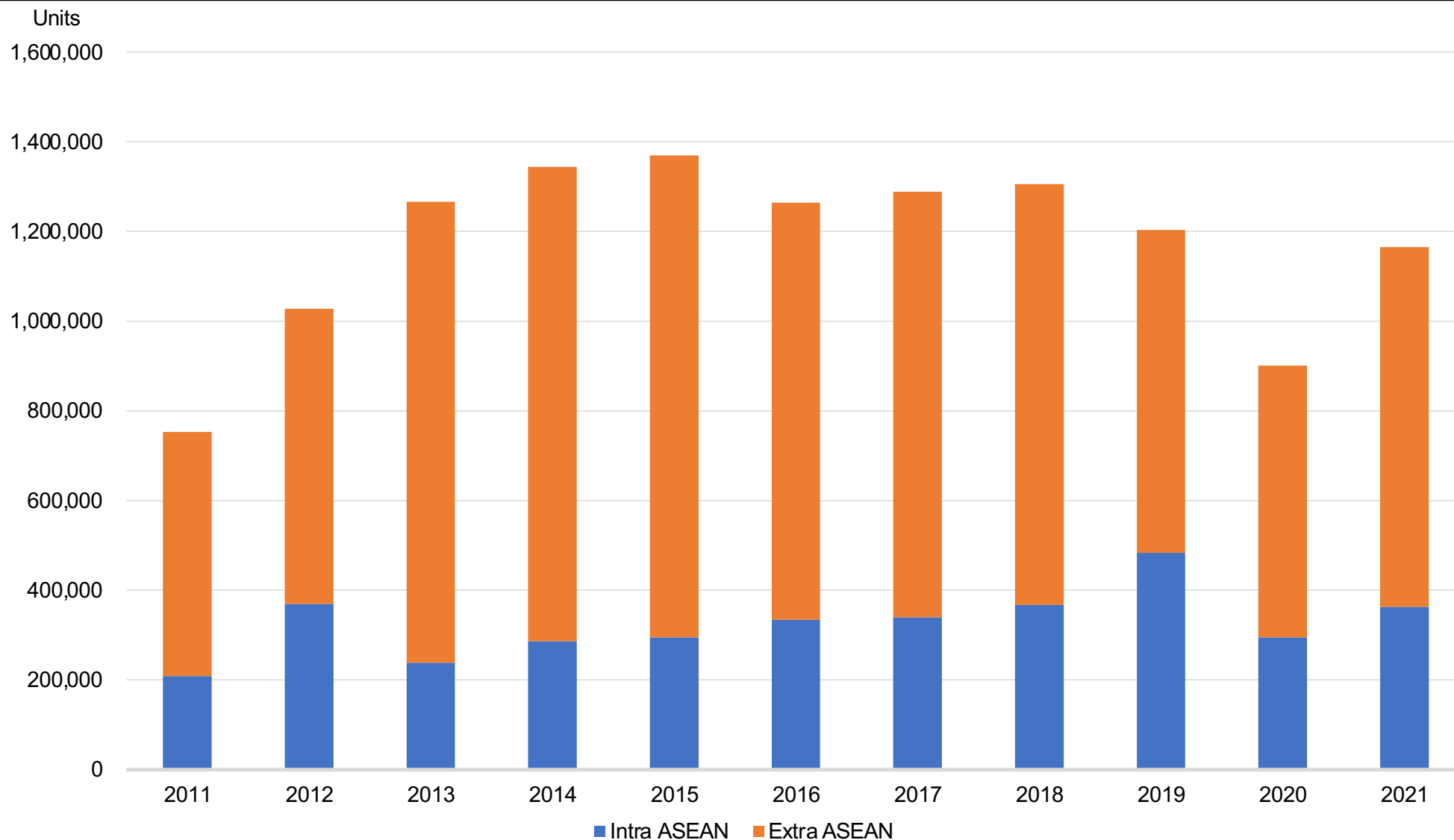
# Sales (2021)

Out of the 2.79million new passenger cars, trucks and buses sold in ASAN in 2021, JAMA members' vehicles accounted for approximately 80% (2.25 million vehicles), highlighting the key role these partners play in the region.



# Exports

In 2021, a total of 1.16million passenger cars, trucks and buses were exported by JAMA member companies and their ASEAN counterparts, representing a 29.2% increase from the previous year. Among these, 801 thousand units were bound for destinations outside ASEAN, with the remaining vehicles classified as intra-ASEAN exports.





# Jobs and Facilities

In 2021, a total of 129,616 people were directly employed at 99 JAMA member and ASEAN counterpart facilities. JAMA member's job creation contributes to regional economic growth.

